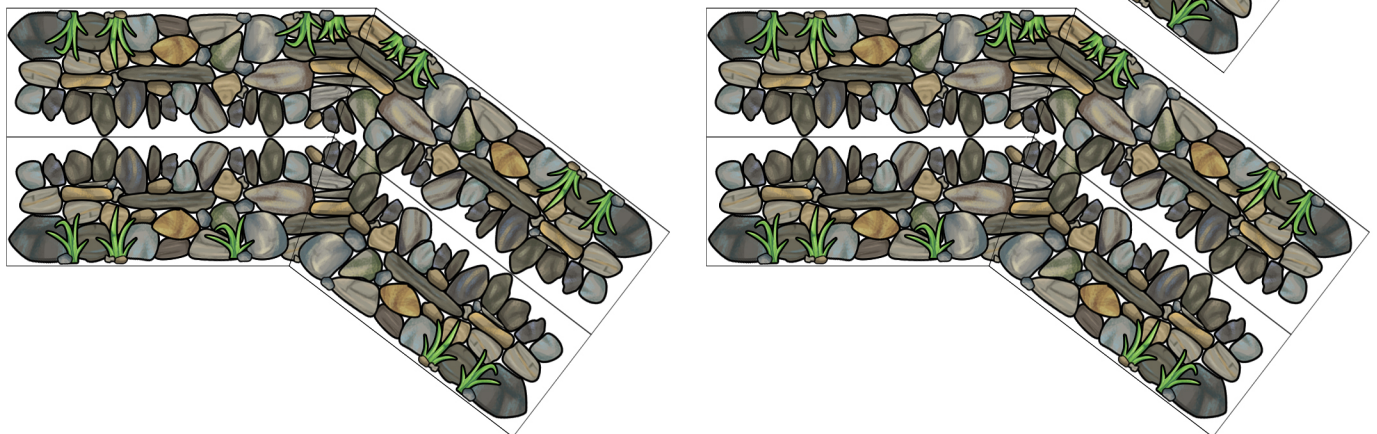

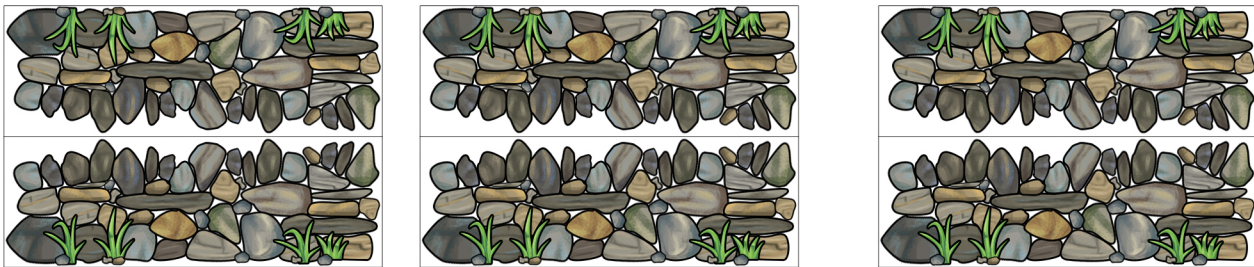




Shepherd Mess Game Pieces
















To craft Shepherd Mess, print these 5 pages in colour. It is best to use plain printing paper for our games. While photo paper produces great print quality, the material is not suitable for crafting the games, so no point wasting it :) If you have access to higher quality print paper, which is slightly thicker, use that, but simpler paper will look great too.

In the 'Crafting' section for Shepherd Mess you will find all the instructions you need to make all the game pieces as well as the box we have designed for the game. You will also need a pair of scissors, a dab of glue and a little bit of time and patience as the game has quite a number of adorable little parts :)

Print, craft, play and enjoy!
Oh, and let us know what you think :)





5 	6  2 		
			
5 	 		 
6 4 